



ProAction

BH Fitness

HOME FITNESS





About us, more than a century innovating in home fitness.

The industrial career of BH (Beistegui Hermanos) was born in 1909 in the town of Eibar (Basque Country, Spain), the result of the genius and entrepreneurial spirit of three brothers. It wasn't till 1969 that BH produced the first prototype of a home exercise bike, and the increasing demand of fitness equipment led to the establishment of BH Fitness in 1985. Growing day by day, we focus our production on fitness equipment for home and professional use. After more than a century, BH continues to uphold the values that gave birth to it: innovation, research and technological development, social and environmental responsibility, dynamism, commitment, trust and reliability. And all this, with the aim of continuing to offer sports and health products for everyone.





INDEX



CONNECTIVITY	04
TREADMILL SERIES	06
RC Line	08
RS Line	09
Flat Folding Line	11
CROSSTRAINERS	12
INDOOR CYCLING	14
BICYCLES	17
ROWER	19
STRENGTH	20
ACCESSORIES	23



i.CONCEPT TECHNOLOGY



Compatible with:



Fitness and fun anywhere

In BH Fitness we are always trying our best to adapt our fitness equipment to the latest trends and technology advances.

Our products work with FTMS technology looking for the best compatibility between our machines and most of the fitness apps that grow up on the market.

What is FTMS?

FTMS is a machine service protocol through Bluetooth, used to control fitness equipment, like treadmills, crosstrainers, or training bikes.

Any app using standard Bluetooth protocol is compatible with our fitness machines. Most of the fitness apps now, such as Zwift, Kinomap, Bkool, Volava, already use it.





MULTIMEDIA



Full connectivity

The new Multimedia software developed by BH Fitness combines the best of the two dominant technologies in the market: the FTMS to interact with simulation apps and the best entertainment solutions and digital content to liven up the most demanding training sessions.

The user will be able to enjoy content from platforms such as Netflix or Spotify while exercising or compete in simulators such as Zwift or Kinomap. All this on touch screens of up to 16 inches and with integrated speakers.

In addition, the monitors incorporate everything necessary for a complete workout, completely adapted to the user's physiognomy, with 36 training programmes, specific programmes by objectives or virtual routes.





TREADMILLS

RC Line

RUNNER'S COLLECTION

Specially designed to satisfy the most demanding runners. The RC line is equipped with our exclusive double absorption system, oversized running surfaces and all the technology adapted to achieving the greatest comfort and safety during hard training sessions.



DOUBLE DAMPING SYSTEM



CONTROL QUICK BOX



MORE VISIBILITY



RS Line

PERFORMANCE AND ENDURANCE

Enter the new era of fitness with BH Fitness RS line. Large running surfaces, powerful motors and a new and aggressive design are the core of these new models.

Combined with the new multimedia software and the best connectivity options, these treadmills have their own entity.



BIG RUNNING SURFACES



POWERFUL ENGINES



NEW MULTIMEDIA SOFTWARE


Flat Folding

MAXIMIZE YOUR SPACE

The Flat Folding System allows treadmills fold up in an easy and extremely compact way. This range has been designed with the aim of optimizing space at home. The product has two available positions, horizontal and vertical, to put them away especially in narrow spaces.



EASY ACCESS PANEL



FLAT FOLDING SYSTEM



PLUG & RUN
5 MIN READY



i.MAGNA RC

G6509i

BH

- Max. user weight: 150 Kg
- Power: 3.5 HP-AC
- Speed: 1-22 Km/h
- Running surface: 155x55 cm
- Weight: 137 Kg
- Dim.: 210x93x147 cm


LCU
LightCommercialUse



NON FOLDING



LED CONSOLE



AC 3.5 CV



RS1200 TFT / RS1200

G6512TFT/G6512

BH

- Max. user weight: 150 Kg
- Power: AC 3.5 HP
- Speed: 1-22 Km/h
- Running surface: 152x55 cm
- Weight: 114 Kg
- Dim.: 200x92x159 cm

LCU
LightCommercialUse



NON FOLDING



LED CONSOLE



MULTIMEDIA CONSOLE



i.RC MED

G6509iH

BH

- Max. user weight: 150 Kg
- Power: 3.5 HP-AC
- Speed: 1-22 Km/h
- Running surface: 155x55 cm
- Weight: 137 Kg
- Dim.: 210x93x147 cm



NON-FOLDING



LED CONSOLE

RC12 TFT / i.RC12

G6182TFT/G6182i

BH

- Max. user weight: 150 Kg
- Power: 4.5 HP
- Speed: 1-22 Km/h
- Running surface: 155x55 cm
- Weight: 137 Kg
- Dim.: 210x94x148 cm



NON-FOLDING



LED CONSOLE



TFT CONSOLE

RC09 TFT / i.RC 09

G6180TFT/G6180i

BH

- Max. user weight: 140 Kg
- Power: 4.0 HP
- Speed: 1-22 Km/h
- Running surface: 155x55 cm
- Weight: 114 Kg
- Dim.: 210x94x147 cm



LED CONSOLE



TFT CONSOLE



RS1000 TFT / RS1000

G6179TFT/G6179

BH

- Max. user weight: 150 Kg
- Power: AC 3.5 HP
- Speed: 1-22 Km/h
- Running surface: 152x55 cm
- Weight: 114 Kg
- Dim.: 200x92x159 cm



LED CONSOLE



MULTIMEDIA CONSOLE



RS900 TFT / RS900

G6178TFT/G6178

BH

- Max. user weight: 150 Kg
- Power: 4.0 HP
- Speed: 1-22 Km/h
- Running surface: 150x55 cm
- Weight: 114 Kg
- Dim.: 200x92x159 cm



LED CONSOLE



MULTIMEDIA CONSOLE



RS800 TFT / RS800

G6176TFT/G6176

BH

- Max. user weight: 130 Kg
- Power: 3.5 HP
- Speed: 1-20 Km/h
- Running surface: 150x51 cm
- Weight: 85 Kg
- Dim.: 195x91x155 cm



LCD CONSOLE



MULTIMEDIA CONSOLE



PIONEER R7 TFT / R7

G6586TFT/G6586

ProAction

- Max. user weight: 130 Kg
- Power: 3.5 HP
- Speed: 1-20 Km/h
- Running surface: 140x51cm
- Weight: 98 Kg
- Dim.: 172x87x145 cm



PIONEER R3

G6487B

ProAction

- Max. user weight: 115 Kg
- Power: 2.75 HP
- Speed: 1-18 Km/h
- Running surface: 125x45 cm
- Weight: 62 Kg
- Dim.: 162x74x146 cm



PIONEER S3

G6261

ProAction

- Max. user weight: 115 Kg
- Power: 2.5 HP
- Speed: 1-16 Km/h
- Running surface: 130x41 cm
- Weight: 50 Kg
- Dim.: 162x72x131 cm



PIONEER SENIOR

G6484H

ProAction

- Max. user weight: 100 Kg
- Power: 2.0 HP
- Speed: 1-13 Km/h
- Running surface: 125x45 cm
- Weight: 62 Kg
- Dim.: 162x74x146 cm



NYDO


G6540

ProAction

- Max. user weight: 130 Kg
- Power: 3.0 HP
- Speed: 1-18 Km/h
- Running surface: 140x50 cm
- Weight: 71 Kg
- Dim.: 170x79x128 cm



LED CONSOLE



Maximum electrical elevation 12%.



NYMAN PLUS

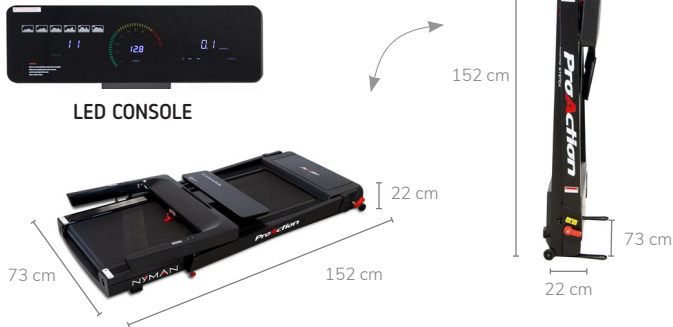
G6405

ProAction

- Max. user weight: 115 Kg
- Power: 2.5 HP
- Speed: 1-16 Km/h
- Running surface: 122x45 cm
- Weight: 54 Kg
- Dim.: 152x72x125 cm



Maximum electrical elevation 12%.

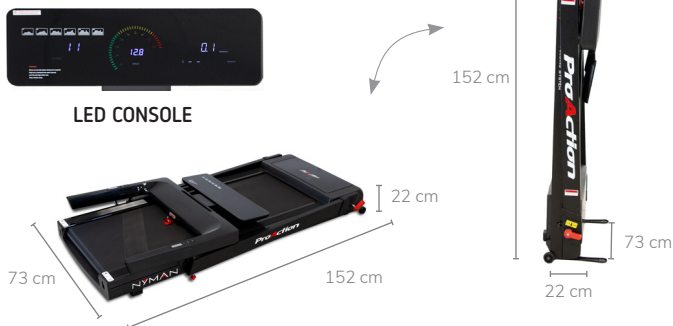


NYMAN

G6400

ProAction

- Max. user weight: 115 Kg
- Power: 2.5 HP
- Speed: 1-16 Km/h
- Running surface: 122x45 cm
- Weight: 54 Kg
- Dim.: 152x72x125 cm



RUNLAB

G6310

ProAction

- Max. user weight: 110 Kg
- Power: 2.5 HP
- Speed: 1-15 Km/h
- Running surface: 126x46 cm
- Weight: 48 Kg
- Dim.: 153x79x134 cm

Vertical folding:
32x79x153 cm

Horizontal folding:
153x79x32 cm



CLUBRUN

G6300

ProAction

- Max. user weight: 110 Kg
- Power: 2.0 HP
- Speed: 1-14 Km/h
- Running surface: 122x45 cm
- Weight: 41.5 Kg
- Dim.: 147.5x76.5x127 cm

Vertical folding:
14x76.5x127 cm

Horizontal folding:
167x76.5x14 cm



CROSSTRAINERS



KHRONOS GENERATOR

G260

- Max. user weight: 150 Kg
- Stride: 51 cm
- Inertial system: Eq. to 35 Kg
- Weight: 74 Kg
- Dim.: 210x64x170 cm

LCU
LightCommercialUse



BH

SUPER KHRONOS TFT / i.SUPER KHRONOS

G2488TFT/G2487i

BH

- Max. user weight: 150 Kg
- Stride: 51 cm
- Inertial system: Eq. to 35 Kg
- Weight: 74 Kg
- Dim.: 210x64x170 cm

LCU
LightCommercialUse



FDC20 STUDIO TFT / i.FDC20 STUDIO

G868TFTM/G868i

BH

- Max. user weight: 150 Kg
- Stride: 51 cm
- Inertial system: Eq. to 35 Kg
- Weight: 86 Kg
- Dim.: 185x70x170 cm

LCU
LightCommercialUse



LCD CONSOLE



MULTIMEDIA CONSOLE



FDC19 TFT / i.FDC19

G860TFTM/G860i

BH

- Max. user weight: 130 Kg
- Stride: 48 cm
- Inertial system: Eq. to 35 Kg
- Weight: 77.2 Kg
- Dim.: 185x70x170 cm



LCD CONSOLE



MULTIMEDIA CONSOLE



NC19

G858

BH

- Max. user weight: 130 Kg
- Stride: 48 cm
- Inertial system: Eq. to 22 Kg
- Weight: 73 Kg
- Dim.: 200x51x170 cm



CRYSTAL 2.0

G2383N

ProAction

- Max. user weight: 150 Kg
- Stride: 43.5 cm
- Inertial system: Eq. to 18 Kg
- Weight: 58 Kg
- Dim.: 166x70x158 cm



EASY FLEX

G852

ProAction

- Max. user weight: 130 Kg
- Stride: 45 cm
- Inertial system: Eq. to 20 Kg
- Weight: 54 Kg
- Dim.: 165x63x183 cm



Vertical folding

EASY STEP DUAL

G2518

ProAction

- Max. user weight: 125 Kg
- Stride: 38 cm
- Inertial system: Eq. to 14 Kg
- Weight: 47 Kg
- Dim.: 144x63x153 cm



Vertical and horizontal folding

INDOOR CYCLING




i.SPADA 2 RACING / FTMS

H9356iZ

BH

- Max. user weight: 130 Kg
- Flywheel: Eq. to 20 Kg
- Brake system: Magnetic+Friction
- Weight: 57 Kg
- Dim.: 130x59x116 cm



i.SPADA II / FTMS

H9355iZ

BH

- Max. user weight: 130 Kg
- Flywheel: Eq. to 20 Kg
- Brake system: Magnetic+Friction
- Weight: 57 Kg
- Dim.: 130x59x116 cm



i.AIRMAG

H9122i

BH

- Max. user weight: 150 Kg
- Flywheel: Eq. to 18 Kg
- Brake system: Magnetic+Air
- Weight: 56 Kg
- Dim.: 128x51x126 cm

LCU
LightCommercialUse



SB3

H919N

BH

- Max. user weight: 110 Kg
- Flywheel: Eq. to 18 Kg
- Brake system: Magnetic
- Weight: 46 Kg
- Dim.: 104x64x119 cm

LCU
LightCommercialUse



STRATOS

H9178

BH

- Max. user weight: 130 Kg
- Flywheel: 22 Kg
- Brake system: Friction
- Weight: 55.6 Kg
- Dim.: 128x57x131 cm

LCU
LightCommercialUse



OSAKA

H9110

ProAction

- Max. user weight: 110 Kg
- Flywheel: 16 Kg
- Brake system: Magnetic
- Weight: 32 Kg
- Dim.: 140x50x122 cm




LYON CLIMBER

H9117

ProAction

- Max. user weight: 130 Kg
- Flywheel: 20 Kg
- Brake system: Friction
- Weight: 47 Kg
- Dim.: 142.5x62x130 cm



LYON

H9173

ProAction

- Max. user weight: 105 Kg
- Flywheel: 22 Kg
- Brake system: Friction
- Weight: 45 Kg
- Dim.: 104x52x119 cm



RDX1.1

H9179N

ProAction

- Max. user weight: 130 Kg
- Flywheel: 20 Kg
- Brake system: Friction
- Weight: 47 Kg
- Dim.: 142.5x62x130 cm



SB2.6

H9173

ProAction

- Max. user weight: 105 Kg
- Flywheel: 22 Kg
- Brake system: Friction
- Weight: 45 Kg
- Dim.: 104x52x119 cm



SB2.2

H9162

ProAction

- Max. user weight: 105 Kg
- Flywheel: Eq. to 20 Kg
- Brake system: Friction
- Weight: 43 Kg
- Dim.: 104x52x119 cm



SB1.4

H9158

ProAction

- Max. user weight: 100 Kg
- Flywheel: 18 Kg
- Brake system: Friction
- Weight: 39 Kg
- Dim.: 104x49x117 cm





BICYCLES



TFR ERGO TFT / i.TFR ERGO

H651TFT/H650Bi

- Max. user weight: 130 Kg
- Flywheel: Eq. to 12 Kg
- Weight: 53 Kg
- Dim.: 167x68x130 cm



LCD CONSOLE



MULTIMEDIA CONSOLE



BH

ARTIC COMFORT PROGRAM

H854B

ProAction

- Max. user weight: 120 Kg
- Flywheel: Eq. to 8 Kg
- Weight: 40 Kg
- Dim.: 135x65x120 cm



LCU
LightCommercialUse

CARBON BIKE GENERATOR

H872L

BH

- Max. user weight: 130 Kg
- Flywheel: Eq. to 14 Kg
- Weight: 53 Kg
- Dim.: 115x54x153 cm

LCU
LightCommercialUse



TFB TFT / i.TFB

H863TFT/H862Bi

BH

- Max. user weight: 130 Kg
- Flywheel: Eq. to 14 Kg
- Weight: 53 Kg
- Dim.: 130x62x156 cm

LCU
LightCommercialUse



LCD CONSOLE



MULTIMEDIA
CONSOLE



CARBON BIKE TFT / DUAL

H8707TFT/H8705L/ H8705LW

BH

- Max. user weight: 130 Kg
- Flywheel: Eq. to 14 Kg
- Weight: 53 Kg
- Dim.: 115x54x153 cm



LCD CONSOLE



TFT CONSOLE



ERGO EMS

H678

ProAction

- Max. user weight: 150 Kg
- Flywheel: Eq. to 10 Kg
- Weight: 27 Kg
- Dim.: 88x50x132 cm



NEXOR DUAL / NEXOR PLUS

H1065L/H1055N

ProAction

- Max. user weight: 130 Kg
- Flywheel: Eq. to 8 Kg
- Weight: 32 Kg
- Dim.: 101x55x142 cm



LCD CONSOLE



DUAL CONSOLE



ARTIC PROGRAM / ARTIC

H674B/H673

ProAction

- Max. user weight: 90 Kg
- Flywheel: Eq. to 8 Kg
- Weight: 30 Kg
- Dim.: 103x54x128 cm



KINGSTON
R385

BH

- Max. user weight: 140 Kg
- Weight: 26 Kg
- Dim.: 244x51x114 cm
- Brake system: Air

LCU
LightCommercialUse



ROWER

VARIO PRO
R350

BH

- Max. user weight: 135 Kg
- Weight: 38 Kg
- Dim.: 192x48x68 cm
- Brake system: Magnetic with programs

LCU
LightCommercialUse



CARDIFF
R370

BH

- Max. user weight: 125 Kg
- Weight: 38.5 Kg
- Dim.: 205x56x97 cm
- Brake system: Water

LCU
LightCommercialUse



i.THAMES
R311

ProAction

- Max. user weight: 120 Kg
- Weight: 25 Kg
- Dim.: 162x48x61 cm
- Brake system: Magnetic with programs



AQUO
R308

ProAction

- Max. user weight: 110 Kg
- Weight: 25 Kg
- Dim.: 179x50x53 cm
- Brake system: Magnetic






STRENGTH





RACK SMITH

G160

BH

-  Max. dynamic tension/charge: 2x90 Kg
-  Weight: 352 Kg
-  Dim.: 124x220x225,5 cm

LCU
LightCommercialUse



POWER SMITH with plates

G145

BH


- Max. dynamic tension/charge: 2x90 Kg
- Weight: 411 Kg
- Dim.: 160x210x220 cm



Included accessories:



2x90 Kg weight stacks included in this model.



POWER SMITH

G140

BH

- Weight: 231 Kg
- Dim.: 160x210x220 cm



Included accessories:



PULLEY CAGE

G520

BH

- Max. dynamic tension/charge: 90 Kg
- Weight: 66 (+90) Kg
- Dim.: 181x173x220 cm






*Discs not included



INDAR PRESS

G128

BH

-  Max. user weight: 130 Kg
-  Weight: 225 Kg
-  Dim.: 200x191x210 cm




LCU
LightCommercialUse





INDAR

G127

BH





-  Max. user weight: 130 Kg
-  Weight: 225 Kg
-  Dim.: 190x72x210 cm

LCU
LightCommercialUse



TT4
G159B

BH




-  Max. user weight: 130 Kg
-  Max. dynamic tension/charge: 70/100 Kg
-  Weight: 346 Kg
-  Dim.: 314x244x230 cm

LCU
LightCommercialUse



LEG PRESS/HACK SQUAT
G530

BH




-  Max. user weight: 130 Kg
-  Weight: 124 Kg
-  Dim.: 207x103x138 cm

LCU
LightCommercialUse



ADJUSTABLE PRESS
G510

BH

-  Max. user weight: 150 Kg
-  Weight: 40 Kg
-  Dim.: 169x123,5x144 cm

LCU
LightCommercialUse

With the accessory G510100, the G510 bench becomes a powerful leg/bicep curl station. Not included.





By simply adding the accessory G510200 to the G510 bench, it becomes a butterfly to work the chest. Not included.



GLOBAL GYM

G152B

BH

-  Max. user weight: 110 Kg
-  Max. dynamic tension/charge: 100 Kg
-  Weight: 210 Kg
-  Dim.: 174x200x211 cm







The Global Gym has an abdominal and dips station.

NEVADA PLUS

G119B

ProAction

-  Max. user weight: 100 Kg
-  Max. dynamic tension/charge: 100 Kg
-  Weight: 145 Kg
-  Dim.: 160x115x215 cm







Foldable seat

MULTIGYM PLUS

G112B

ProAction

-  Max. user weight: 100 Kg
-  Max. dynamic tension/charge: 70 Kg
-  Weight: 112 Kg
-  Dim.: 138x92x207 cm



Foldable seat

POWER CAGE WITH PULLEY





G315




BH

POWER CAGE

G314

BH

-  Max. dynamic tension/charge: 130 Kg (pulley).
-  Max. load: 360 Kg
-  Weight: 100 Kg
-  Dim.: 215x113x227 cm

-  Max. load: 360 Kg
-  Weight: 67,5 Kg
-  Dim.: 128x113x210 cm



POWER RACK





G310




BH

POWER TOWER

G340

BH




-  Max. user weight: 140 Kg
-  Max. load: 360 Kg
-  Weight: 41,4 Kg
-  Dim.: 128x137x206 cm

-  Max. user weight: 135 Kg
-  Weight: 40 Kg
-  Dim.: 106x96x212 cm



SQUAT MACHINE




G350

-  Max. user weight: 130 Kg
-  Weight: 17,5 Kg
-  Dim.: 103x55x80,5 cm



BH ADJUSTABLE WEIGHT BENCH BH




G322

-  Max. user weight: 140 Kg
-  Weight: 33 Kg
-  Dim.: 180x61x132 cm



WEIGHT BENCH

G312





-  Max. user weight: 140 Kg
-  Weight: 22 Kg
-  Dim.: 141,5x59x129,5 cm



OPTIMA PRESS

G330

ProAction





-  Max. user weight: 100 Kg
-  Max. load: 50 Kg
-  Weight: 46 Kg
-  Dim.: 208x103x171 cm



OPTIMA

G320

ProAction




-  Max. user weight: 100 Kg
-  Max. load: 50 Kg
-  Weight: 17 Kg
-  Dim.: 136x55x129 cm



ATLANTA

G59X

ProAction

-  Max. user weight: 90 Kg
-  Weight: 10 Kg
-  Dim.: 131x31x60 cm



DUMBBELL RACK

BH

G505

- Weight: 45 Kg
- Dim.: 78x78x145 cm

-It has space to store 8 pairs of dumbbells.

-Reinforced rubber buffers to protect the structure from friction.

LCU
LightCommercialUse



The G505 dumbbell rack has 2 bar holders.



ZERO

G400

- Max. user weight: 130 Kg
- Weight: 29 Kg
- Dim.: 138x73x148 cm

ProAction

INVERTER



FLOOR PROTECTORS

BH

Available in two sizes:

Ref: 0191009 - 120x60x0.4 cm

Ref: 0191010 - 200x90x0.4 cm

4 mm thick

Decreases noise and vibrations

Protects sweat surface

Non-slip surface





TREADMILLS

		G6509I	G6182TFT	G6182I	G6180TFT	G6180I	G6509IH	G6512TFT	G6512	G6179TFT	G6179	G6178TFT	
		i.Magna RC	RC12 TFT	i.RC12	RC09 TFT	i.RC09	i.RC Med	RS1200 TFT	RS1200	RS1000 TFT	RS1000	RS900 TFT	
USE	Frequency of use*	LCU	LCU	LCU	INTENSIVE	INTENSIVE	LCU	LCU	LCU	LCU	LCU	INTENSIVE	
	Max user weight	150 Kg	150 Kg	150 Kg	150 Kg	150 Kg	150 Kg	150 Kg	150 Kg	150 Kg	150 Kg	150 Kg	
SPECIFICATIONS	Power (peak/continuous)	3.5 CV-AC	3.0/4.5 CV	3.0/4.5 CV	2.25/4.0 CV	2.25/4.0 CV	3.5 CV-AC	3.5 CV-AC	3.5 CV-AC	3.5 CV-AC	3.5 CV-AC	2.5/4.0 CV	
	Speed	1-22 km/h	1-22 km/h	1-22 km/h	1-22 km/h	1-22 km/h	1-22 km/h	1-22 km/h	1-22 km/h	1-22 km/h	1-22 km/h	1-22 km/h	
	Max. electric incline	15%	15%	15%	12%	12%	15%	15%	15%	15%	15%	15%	
	ECO Mode	Yes	Yes	Yes	Yes	Yes	Yes	No	No	No	No	No	
	Instant speed keys	Yes	Yes	Yes	Yes	Yes	Yes	Yes	Yes	Yes	Yes	Yes	
	Instant incline keys	Yes	Yes	Yes	Yes	Yes	Yes	Yes	Yes	Yes	Yes	Yes	
	Running surface (LxW)	155x55 cm	155x55 cm	155x55 cm	155x55 cm	155x55 cm	155x55 cm	152x55 cm	152x55 cm	150x55 cm	150x55 cm	150x55 cm	
	Damping System	Smart Konik + Flex System	Smart Konik + Flex System	Smart Konik + Flex System	Smart Konik + Flex System	Smart Konik + Flex System	Smart Konik + Flex System	6 elastomers	6 elastomers	6 elastomers	6 elastomers	6 elastomers	
	Contact heartrate	Yes	Yes	Yes	Yes	Yes	Yes	Yes	Yes	Yes	Yes	Yes	
	Fan	Yes	No	No	Yes	Yes	Yes	No	No	No	No	No	
	Soft Drop System (SDS)	No	No	No	Yes	Yes	No	No	No	Yes	Yes	Yes	
	Transport wheels	Yes	Yes	Yes	Yes	Yes	Yes	Yes	Yes	Yes	Yes	Yes	
	Length	210 cm	210 cm	210 cm	210 cm	210 cm	210 cm	200 cm	200 cm	200 cm	200 cm	200 cm	
	Width	93 cm	94 cm	94 cm	94 cm	94 cm	93 cm	92 cm	92 cm	92 cm	92 cm	92 cm	
	Height	147 cm	148 cm	148 cm	147 cm	147 cm	147 cm	159 cm	159 cm	159 cm	159 cm	159 cm	
	Weight	137 Kg	137 Kg	137 Kg	114 Kg	114 Kg	137 Kg	120 Kg	120 Kg	114 Kg	114 Kg	114 Kg	
PROGRAMS	Foldable	No	No	No	Yes	Yes	No	No	No	Yes	Yes	Yes	
	Preset Programs (Prg)	14	36	14	36	14	14	32	8	32	8	32	
	Random program (RP)	No	No	No	No	No	No	No	No	No	No	No	
	User profiles (uprg)	3	Yes	3	Yes	3	3	5	3	5	3	5	
	Fitness Test (FT)	No	No	No	No	No	No	Yes	Yes	Yes	No	Yes	
	Heartrate program (HRC)	1	Yes	Yes	Yes	Yes	1	3	3	3	3	3	
	Recovery Program (RT)	No	Yes	No	No	No	No	No	Yes	No	Yes	No	
	Bodyfat Test (BF)	Yes	No	Yes	No	Yes	Yes	No	Yes	Yes	Yes	Yes	
	CONSOLE	Screen	LED + Dot Matrix	TFT 10"	LED + Dot Matrix	TFT 10"	LED + Dot Matrix	LED + Dot Matrix	16" Touchscreen	LED	16" Touchscreen	LED	16" Touchscreen
		Universal smartphone holder	Yes	Yes	Yes	Yes	Yes	Yes	Yes	Yes	Yes	Yes	Yes
Telemetric heartrate		Yes	Yes	Yes	Yes	Yes	Yes	Yes, optional chest belt	Yes, optional chest belt	Yes, optional chest belt	Yes, optional chest belt	Yes, optional chest belt	
Bluetooth heartrate		Yes, optional chest belt	No	Yes, optional chest belt	No	Yes, optional chest belt	Yes, optional chest belt	Yes, optional chest belt	Yes, optional chest belt	Yes, optional chest belt	Yes, optional chest belt	Yes, optional chest belt	
i.Concept		Yes	No	Yes	No	Yes	Yes	Yes	Yes	Yes	Yes	Yes	

G6178	G6176TFT	G6176	G6586TFT	G6586	G6487B	G6261	G6484H	G6540	G6405	G6400	G6310	G6300
RS900	RS800 TFT	RS800	Pioneer R7 TFT	Pioneer R7	Pioneer R3	Pioneer S3	Pioneer Senior	Nydo	Nyman Plus	Nyman	Runlab	Clubrun
INTENSIVE	INTENSIVE	INTENSIVE	INTENSIVE	INTENSIVO	REGULAR	REGULAR	REGULAR	INTENSIVE	REGULAR	REGULAR	REGULAR	REGULAR
150 Kg	130 Kg	130 Kg	130 Kg	130 Kg	115 Kg	115 Kg	100 Kg	130 Kg	115 Kg	115 Kg	110 Kg	110 Kg
2.5/4.0 CV	2.0/3.5 CV	2.0/3.5 CV	2.0/3.5 CV	2.0/3.5 CV	1.5/2.75 CV	1.25/2.5 CV	2.0 CV	2.0/3.0 CV	1.25/2.5 CV	1.25/2.5 CV	1.25/2.5 CV	1.0/2.0 CV
1-22 km/h	1-20 km/h	1-20 km/h	1-20 km/h	1-20 km/h	1-18 km/h	1-16 km/h	1-13 km/h	1-18 km/h	1-16 km/h	1-16 km/h	1-15 km/h	1-14 km/h
15%	12%	12%	12%	12%	12%	Mecánico	12%	12%	12%	No	No	No
No	No	No	Yes	Yes	Yes	No	Yes	No	No	No	No	No
Yes	Yes	Yes	Yes	Yes	Yes	Yes	Yes	Yes	Yes	Yes	Yes	No
Yes	Yes	Yes	Yes	Yes	Yes	No	Yes	Yes	No	No	No	No
150x55 cm	150x51 cm	150x51 cm	140x51 cm	140x51 cm	125x45 cm	130x41 cm	125x45 cm	140x50 cm	122x45 cm	122x45 cm	126x46 cm	122x45 cm
6 elastomers	6 elastomers	6 elastomers	6 elastomers	6 elastomers	6 elastomers	8 elastomers	6 elastomers	6 elastomers	4 elastomers	4 elastomers	No	4 elastomers
Yes	Yes	Yes	Yes	Yes	Yes	Yes	Yes	Yes	Yes	Yes	Yes	Yes
No	Yes	Yes	Yes	Yes	Yes	Yes	Yes	No	No	No	No	No
Yes	Yes	Yes	Yes	Yes	Yes	Yes	Yes	Yes	Yes	Yes	No	No
Yes	Yes	Yes	Yes	Yes	Yes	Yes	Yes	Yes	Yes	Yes	Yes	Yes
200 cm	195 cm	195 cm	172 cm	172 cm	162 cm	162 cm	162 cm	170 cm	152 cm	152 cm	153 cm	147.5 cm
92 cm	91 cm	91 cm	87 cm	87 cm	74 cm	72 cm	74 cm	79 cm	72 cm	72 cm	79 cm	76.5 cm
159 cm	155 cm	155 cm	145 cm	145 cm	146 cm	131 cm	146 cm	128 cm	125 cm	125 cm	134 cm	127 cm
114 Kg	85 Kg	85 Kg	98 Kg	98 Kg	62 Kg	50 Kg	62 Kg	71 Kg	54 Kg	54 Kg	48 Kg	41.5 Kg
Yes	Yes	Yes	Yes	Yes	Yes	Yes	Yes	Yes	Yes	Yes	Yes	Yes
8	32	8	36	12	12	12	12	36	36	36	No	36
No	No	No	No	No	No	No	No	No	No	No	No	No
3	5	3	Yes	3	No	No	No	3	3	3	No	3
No	Yes	No	Yes	No	No	No	No	Yes	Yes	Yes	No	No
3	3	3	Yes	No	No	No	No	No	No	No	No	Yes
Yes	No	Yes	No	No	No	No	No	No	No	No	No	No
Yes	Yes	Yes	No	Yes	Yes	Yes	Yes	Yes	Yes	Yes	No	Yes
LED	10" Touchscreen	LCD	TFT 9"	Blue backlit LCD	Blue backlit LCD	Blue backlit LCD	Blue backlit LCD	LED	LED	LED	LED	LCD
Yes	Yes	Yes	No	No	No	Yes	No	Yes	Yes	Yes	Yes	Yes
Yes, optional chest belt	Yes, optional chest belt	Yes, optional chest belt	No	No	No	No	No	Yes	No	No	No	No
Yes, optional chest belt	Yes, optional chest belt	Yes, optional chest belt	No	No	No	No	No	Yes	Yes, optional chest belt	No	No	No
Yes	Yes	Yes	No	No	No	No	No	Yes	Yes	No	No	No



CROSSTRAINERS

		G260	G2488TFT	G2487I	G868TFTM	G868I	G860TFTM
		Khronos Generator	Super Khronos Multimedia	i.Super Khronos	FDC20 Studio Multimedia	i.FDC20 Studio	FDC19 Multimedia
USE	Frequency of use*	LCU	LCU	LCU	LCU	LCU	INTENSIVE
	Max user weight	150 Kg	150 Kg	150 Kg	130 Kg	130 Kg	130 Kg
	Resistance system	Electromagnetic	Magnetic	Magnetic	Magnetic	Magnetic	Magnetic
	Stride (length)	51 cm	51 cm	51 cm	51 cm	51 cm	48 cm
	Distance between pedals (width)	11 cm	11 cm	11 cm	14 cm	14 cm	14 cm
	Console	Khronos Generator	M10TFT	M10D	M10TFT	M10D	M10TFT
SPECIFICATIONS	Steady Watt Program (SRV)	10-350 watts	Yes	50-280 watts	Yes	50-280 watts	Yes
	Contact heartrate	Yes	Yes	Yes	Yes	Yes	Yes
	Bottle holder	Yes	Yes	Yes	Yes	Yes	Yes
	Transport wheels	Yes	Yes	Yes	Yes	Yes	Yes
	Length	210 cm	210 cm	210 cm	185 cm	185 cm	185 cm
	Width	64 cm	64 cm	64 cm	70 cm	70 cm	70 cm
	Height	170 cm	170 cm	170 cm	170 cm	170 cm	170 cm
	Weight	74 Kg	74 Kg	74 Kg	85 Kg	85 Kg	85 Kg
	Inertial system	Equivalent to 35Kg	Equivalent to 35Kg	Equivalent to 35Kg	Equivalent to 35Kg	Equivalent to 35Kg	Equivalent to 35Kg
	Preset Programs (Prg)	12	16	12	16	12	16
	Intensity levels	32	24	24	24	24	24
	PROGRAMS	Random Program (RP)	No	Yes	No	Yes	No
User Profiles (uprg)		4	5	Yes	5	Yes	5
Fitness Test (FT)		No	Yes	Yes	Yes	Yes	Yes
Heartrate Program (HRC)		4	3	4	3	4	3
Recovery Program (RT)		Yes	No	No	No	No	No
Bodyfat Test (BF)		Yes	No	No	No	No	No
Screen		LCD	TFT 10"	Blue backlit LCD	TFT 10"	Blue backlit LCD	TFT 10"
CONSOLE	Universal smartphone holder	No	Yes	Yes	Yes	Yes	Yes
	Telemetric heartrate	Yes, optional chest belt	Yes, optional chest belt	Yes, optional chest belt	Yes, optional chest belt	Yes, optional chest belt	Yes, optional chest belt
	Bluetooth heartrate	No	Yes, optional chest belt	Yes	Yes, optional chest belt	Yes, optional chest belt	Yes, optional chest belt
	i.Concept	No	Yes	Yes	Yes	Yes	Yes

G860I	G858N	G2383N	G2383NW	G852	G2518	G2518W
i.FDC19	NC19	Crystal 2.0 Dual	i.Crystal 2.0	Easy Flex	Easy Step Dual	i.Easy Step Dual
INTENSIVE	INTENSIVE	REGULAR	REGULAR	INTENSIVE	REGULAR	REGULAR
130 Kg	130 Kg	150 Kg	150 Kg	130 Kg	115 Kg	115 Kg
Magnetic	Magnetic	Magnetic	Magnetic	Magnetic	Magnetic	Magnetic
48 cm	48 cm	43.5 cm	43.5 cm	45 cm	38 cm	38 cm
14 cm	6 cm	18 cm	18 cm	13 cm	18 cm	18 cm
M10D	M6U	M6U	M6U	LCD	M3	M3
Yes	50-280 watts	50-280 watts	50-280 watts	Yes	No	No
Yes	Yes	Yes	Yes	Yes	Yes	Yes
Yes	No	Yes	Yes	No	No	No
Yes	Yes	Yes	Yes	Yes	Yes	Yes
185 cm	200 cm	166 cm	166 cm	165 cm	144 cm	144 cm
70 cm	51 cm	70 cm	70 cm	63 cm	63 cm	63 cm
170 cm	170 cm	158 cm	158 cm	183 cm	153 cm	153 cm
85 Kg	67 Kg	58 Kg	58 Kg	54 Kg	47 Kg	47 Kg
Equivalent to 35Kg	22Kg	18Kg	18Kg	20Kg	14Kg	14Kg
12	12	12	12	12	12	12
24	24	24	24	24	24	24
Yes	Yes	Yes	Yes	No	Yes	Yes
Yes	Yes	Yes	Yes	Yes	Yes	Yes
Yes	Yes	Yes	Yes	No	Yes	Yes
4	4	4	4	Yes	4	4
No	Yes	Yes	Yes	Yes	Yes	Yes
No	No	No	No	Yes	No	No
Blue backlit LCD	LCD	LCD	LCD	Blue backlit LCD	Blue backlit LCD	Blue backlit LCD
Yes	Yes	Yes	Yes	Yes	Yes	Yes
Yes, optional chest belt	Yes, optional chest belt	Yes, optional chest belt	Yes, optional chest belt	No	No	No
Yes, optional chest belt	Optional	Optional	Optional	No	Yes, optional chest belt	Yes, optional chest belt
Yes	Optional	Optional	Yes	No	Optional	Yes



INDOOR CYCLING

		H9356IZ	H9355IZ	H9117	H9115	H9110	H9120	
		i.Spada II Racing	i.Spada II	Lyon Climber	Lyon	Osaka	Air Mag	
USE	Frequency of use*	INTENSIVE	INTENSIVE	REGULAR	REGULAR	REGULAR	INTENSIVE	
	Max. user weight	130 Kg	130 Kg	110 Kg	110 Kg	110 Kg	150 Kg	
SPECIFICATIONS	Flywheel	Eq. to 20 Kg	Eq. to 20 Kg	Eq. to 16 Kg	Eq. to 16 Kg	Eq. to 16 Kg	Eq. to 18 Kg	
	Braking system	Magnetic + Friction	Magnetic + Friction	Magnetic	Magnetic	Magnetic	Magnetic + Air	
	Transmission	Poly-V Belt	Poly-V Belt	Poly-V Belt	Poly-V Belt	Poly-V Belt	Poly-V Belt	
	Flywheel cover	Yes	Yes	Yes	Yes	Yes	Yes	
	Handlebar	Triathlon	Triathlon	Road	Road	Road	Triathlon	
	Handlebar adjustment	Horizontal & vertical	Horizontal & vertical	Horizontal & vertical	Horizontal & vertical	Horizontal & vertical	Horizontal & vertical	
	Saddle adjustment	Horizontal & vertical	Horizontal & vertical	Horizontal & vertical	Horizontal & vertical	Horizontal & vertical	Horizontal & vertical	
	Pedals	Mixed	Mixed	Straps	Straps	Straps	Mixed	
	Length	130 cm	130 cm	140 cm	140 cm	140 cm	128 cm	
	Width	59 cm	59 cm	50 cm	50 cm	50 cm	51 cm	
	Height	116 cm	116 cm	122 cm	122 cm	122 cm	126 cm	
	Weight	57 Kg	57 Kg	32 Kg	32 Kg	32 Kg	56 Kg	
	PROGRAMS	Preset Programs (Prg)	12	12	4	4	No	No
		Intensity levels	24	24	32	32	32	Air+8
Random Program (RP)		Yes	Yes	No	No	No	No	
User Profiles (uprg)		5	5	No	No	No	No	
Fitness Test (FT)		Yes	Yes	No	No	No	No	
Heartrate Program (HRC)		4	4	No	No	No	No	
Recovery Program (RT)		No	No	No	No	No	No	
Bodyfat Test (BF)		No	No	No	No	No	No	
CONSOLE	LCD screen	Yes	Yes	No	No	No	Yes	
	Backlit LCD screen	No	No	Tricolor	Tricolor	Tricolor	No	
	Universal smartphone holder	Yes	Yes	Yes	Yes	Yes	No	
	Telemetric heartrate	Yes, optional chest belt	Yes, optional chest belt	Yes, optional chest belt	Yes, optional chest belt	No	Yes, optional chest belt	
	Bluetooth heartrate	Yes, optional chest belt	Yes, optional chest belt	Yes, optional chest belt	Yes, optional chest belt	Yes, optional chest belt	No	
	i.Concept	Yes	Yes	Yes	Yes	Yes	No	

H919N	H9178	H9179N	H9173	H9162	H9158
SB3 Magnetic	Stratos	RDX 1.1	SB2.6	SB2.2	SB1.4
LCU	LCU	INTENSIVE	REGULAR	REGULAR	REGULAR
110 Kg	130 Kg	130 Kg	105 Kg	105 Kg	100 Kg
Eq. to 18 Kg	22 Kg	20 Kg	20 Kg	20 Kg	18 Kg
Magnetic	Friction	Friction	Friction	Friction	Friction
Poly-V Belt	Poly-V Belt	Poly-V Belt	Poly-V Belt	Poly-V Belt	Poly-V Belt
Yes	No	Yes	No	No	No
Triathlon	Triathlon	Triathlon	Triathlon	Triathlon	Triathlon
Horizontal & vertical	Horizontal & vertical	Horizontal & vertical	Horizontal & vertical	Horizontal & vertical	Horizontal & vertical
Horizontal & vertical	Horizontal & vertical	Horizontal & vertical	Horizontal & vertical	Horizontal & vertical	Horizontal & vertical
Mixed	Mixed	Straps	Mixed	Straps	Straps
104 cm	128 cm	142,5 cm	104 cm	104 cm	104 cm
64 cm	57 cm	32 cm	52 cm	52 cm	49 cm
119 cm	131 cm	130 cm	119 cm	119 cm	117 cm
46 Kg	63 Kg	47 Kg	45 Kg	43 Kg	39 Kg
No	No	No	No	No	No
No	No	No	No	No	No
No	No	No	No	No	No
No	No	No	No	No	No
No	No	No	No	No	No
No	No	No	No	No	No
No	No	No	No	No	No
No	No	No	No	No	No
Yes	Yes	Yes	Yes	Yes	Yes
No	No	No	No	No	No
No	No	No	No	No	No
Yes, optional chest belt	Yes, optional chest belt	Yes, optional chest belt	Yes, optional chest belt	No	No
No	No	No	No	No	No
No	No	No	No	No	No



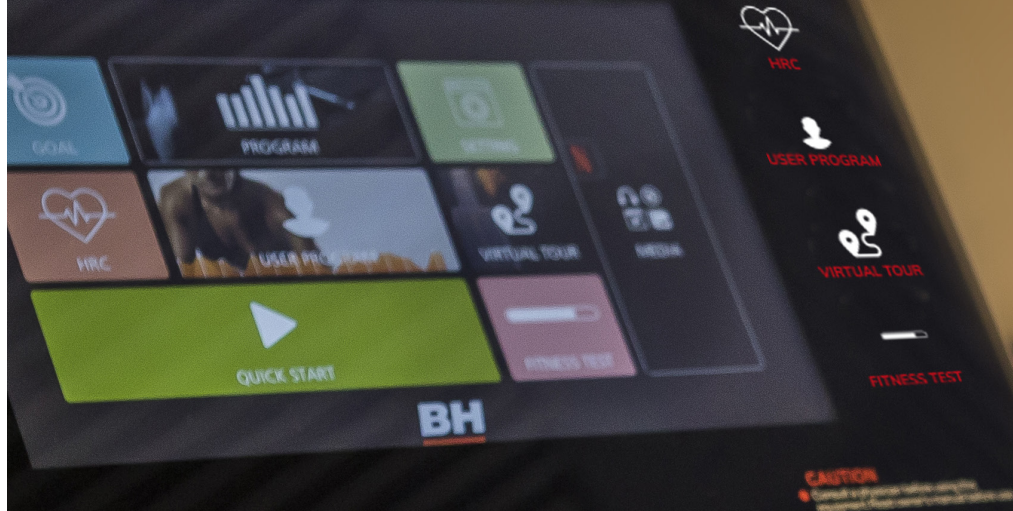
BICYCLES

	H651TFT	H650Bi	H854B	H872L	H863TFT	H862I
	TFR Ergo Multimedia	i.TFR Ergo	Artic Comfort Program	Carbon Bike Generator	TFB Multimedia	i.TFB
USE	Frequency of use*	LCU	LCU	REGULAR	LCU	LCU
	Max. user weight	130 Kg	130 Kg	120 Kg	130 Kg	130 Kg
	Braking system	Magnetic	Magnetic	Magnetic	Electromagnetic	Magnetic
	Flywheel	12 Kg	12 Kg	8 Kg	Eq. to 14 Kg	14 Kg
	Steady Watt Program (SRV)	Yes	Yes	Yes	10-350 vatios	Yes
	Contact heartrate	Yes	Yes	Yes	Yes	Yes
	Fan	No	No	No	Yes	Yes
	Saddle adjustment	Horizontal	Horizontal	Horizontal	Horizontal & vertical	Horizontal & vertical
	Handlebar adjustment	No	No	Yes	No	No
	Bottleholder	Yes	Yes	No	Yes	Yes
SPECIFICATIONS	Transport wheels	Yes	Yes	Yes	Yes	Rollers
	Length	167 cm	167 cm	128 cm	115 cm	130 cm
	Width	68 cm	68 cm	60 cm	54 cm	62 cm
	Height	130 cm	130 cm	107 cm	153 cm	156 cm
	Weight	53 Kg	53 Kg	40 Kg	53 Kg	53 Kg
	Open frame/Easy access	Yes	Yes	Yes	No	Yes
	Transpirable Backrest	No	No	No	No	No
	Backrest	Yes	Yes	Yes	No	No
	XXL Saddle	Yes	Yes	Yes	Yes	Yes
	Multiposition handlebar	No	No	Yes	No	No
PROGRAMS	Self generated	No	No	No	Yes	No
	Console	M12	M10 D	M2 Program	Dot Matrix + 4 LED	M12
	Preset Programs (Prg)	16	12	12	12	16
	Intensity levels	24	24	24	16	24
	Random Program (RP)	Yes	Yes	Yes	No	Yes
	User Profiles (uprg)	5	Yes	No	4	5
	Fitness Test (FT)	Yes	Yes	No	No	Yes
	Heartrate Program (HRC)	3	4	4	4	3
	Recovery Program (RT)	No	No	No	Yes	No
	Bodyfat Test (BF)	No	No	No	No	No
CONSOLE	Screen	TFT 10"	Blue Backlit LCD	LCD	DOT Matrix + 4 LED	TFT 10"
	Universal smartphone holder	Yes	Yes	Yes	No	Yes
	Telemetric heartrate	Yes, optional chest belt	Yes, optional chest belt	No	Yes, optional chest belt	Yes, optional chest belt
	Bluetooth heartrate	Yes, optional chest belt	Yes, optional chest belt	No	No	Yes, optional chest belt
	i.Concept	Yes	Yes	No	No	Yes

H8707TFT	H8705L	H8705LW	H678	H1065L	H1055N	H674B	H673
Carbon Bike Multimedia	Carbon Bike Dual	i.Carbon Bike Dual	ERGO Ems	Nexor Dual	Nexor Plus	Artic Program	Artic
INTENSIVE	INTENSIVE	INTENSIVE	INTENSIVE	REGULAR	REGULAR	REGULAR	REGULAR
130 Kg Magnetic	130 Kg Magnetic	130 Kg Magnetic	150 Kg Electromagnetic	130 Kg Magnetic	130 Kg Magnetic	90 Kg Magnetic	90 Kg Magnetic
14 Kg	14 Kg	14 Kg	10 Kg	8 Kg	8 Kg	8 Kg	8 Kg
Yes	Yes	Yes	Yes	Yes	No	Yes	No
Yes	Yes	Yes	Yes	Yes	Yes	Yes	Yes
Yes	No	No	No	No	No	No	No
Horizontal & vertical	Horizontal & vertical	Horizontal & vertical	Horizontal & vertical	Horizontal & vertical	Horizontal & vertical	Horizontal & vertical	Horizontal & vertical
No	No	No	Yes	Yes	Yes	Yes	Yes
Yes	Yes	Yes	No	Yes	Yes	Yes	No
Rollers	Rollers	Rollers	Yes	Rollers	Rollers	Yes	Yes
115 cm	115 cm	115 cm	88 cm	101 cm	101 cm	103 cm	103 cm
54 cm	54 cm	54 cm	50 cm	55 cm	55 cm	54 cm	54 cm
153 cm	153 cm	153 cm	132 cm	142 cm	142 cm	128 cm	128 cm
53 Kg	53 Kg	53 Kg	27 Kg	32 Kg	32 Kg	30 Kg	30 Kg
No	No	No	Yes	No	No	Yes	Yes
No	No	No	No	No	No	No	No
No	No	No	No	No	No	No	No
Yes	Yes	Yes	Yes	Yes	Yes	Yes	Yes
No	No	No	Yes	Yes	Yes	Yes	Yes
No	No	No	No	No	No	No	No
M12	M10 D	M10 D	M3	M6	LCD	M2 Program	LCD
16	12	12	12	12	No	12	No
24	24	24	24	24	8	24	8
Yes	Yes	Yes	Yes	Yes	No	Yes	No
5	Yes	Yes	5	Yes	No	No	No
Yes	Yes	Yes	Yes	Yes	No	No	No
3	4	4	4	4	No	4	No
No	No	No	Yes	No	No	No	No
No	No	No	No	No	No	No	No
TFT 10"	Blue Backlit LCD	Blue Backlit LCD	Blue Backlit LCD	LCD	LCD	LCD	LCD
Yes	Yes	Yes	Yes	Yes	No	Yes	No
Yes, optional chest belt	Yes, optional chest belt	Yes, optional chest belt	No	No	No	No	No
Yes, optional chest belt	Optional	Optional	No	Optional	No	No	No
Yes	Optional	Yes	No	Optional	No	No	No



ProAction



systems may be inaccurate, result in serious injury, exercising immediately.



Exercycle, S.L. (Head Office)

Zurrupitieta,22
01015 Vitoria(Álava) SPAIN
Tel.: +34 945 290 258
info@bhfitness.com



Due to continuing product development, EXERCYCLE S.L. reserves the right to modify the specifications of its products without prior notice.

The environment is everyone's business. Please recycle this catalogue after use, do not throw it away. Thank you.

bhfitness.com

2023/10/EN